






# X-BOW ELITE-GT4




## BATTLE SPRINT 1 Qualifying 2 (QP2) Results

Document 5

Subject to scrutineering & sporting investigations

Rnk	No.	Driver	Nation	Sector 1	Sector 2	Sector 3	Time	Gap	Laps	Class	SottoClass	Team
<b>ELITE</b>												
1	81	Faas Steffen		36.376	26.240	29.403	<b>1:32.019</b>		5	ELITE		MLS-RACING
2	44	Baumgartner Holger		36.272	26.302	30.275	<b>1:32.849</b>	0.830	5	ELITE		TRENCAR-RACING
3	55	Krabec Jan		37.489	26.195	29.960	<b>1:33.644</b>	1.625	4	ELITE		RTR-PROJECTS
4	4	Angermayr Eike		36.633	27.450	29.861	<b>1:33.944</b>	1.925	5	ELITE		GENDARMERIE-RACING
5	11	Schmidt Uwe		38.183	27.776	29.844	<b>1:35.803</b>	3.784	6	ELITE		CCS-RACING

<b>ELITE M</b>												
1	34	Loimayr Christian		36.269	26.432	29.864	<b>1:32.565</b>		5	ELITE M	MASTERS	CAVALIERI SCALTRI
2	46	BAU BOB		37.924	26.660	29.744	<b>1:34.328</b>	1.763	5	ELITE M	MASTERS	TRENCAR-RACING

<b>GT4</b>												
1	2	Arendt Charel		36.182	26.302	28.967	<b>1:31.451</b>		4	GT4		CCS-RACING
2	3	Rotteveel Jack		36.633			<b>1:32.867</b>	1.416	5	GT4		ASSETTO-CORSA
3	56	Miniberger Tomas		37.368	27.199	31.076	<b>1:35.643</b>	4.192	4	GT4		RTR-PROJECTS

Start Time : 16/09 - 13:20:05

Weather : Cloudy Air : 22°C Track : Drying

Best Lap : No.2 Arendt Charel 1:31.451 106,36 Kph

Event Record : No.81 Faas Steffen 1:31.260 106,58 Kph

AdriaRaceWay (ITA) 16-18/09/2016

LSTiming

Page 1 / 1

Apex Timing 





**ADRIA INTERNATIONAL RACEWAY**  
**AMERICAN SPEED WEEKEND**  
**17-18 SEPTEMBER 2016**



# X-BOW ELITE-GT4

## BATTLE SPRINT 1 Qualifying 2 (QP) Best Sectors Analysis

For information purposes. No official / regulatory value

S1			S2			S3			Ideal Lap Times						
Rnk	No.	Time	Rnk	No.	Time	Rnk	No.	Time	Rnk	No.	Driver	Nation	Ideal Lap	Best Lap	Diff.
1	2	36.182	1	55	26.195	1	2	28.967	1	2	Arendt Charel		1:31.451	1:31.451	
2	34	36.269	2	81	26.240	2	81	29.403	2	81	Faas Steffen		1:32.019	1:32.019	
3	44	36.272	3	44	26.302	3	34	29.643	3	34	Loimayr Christian		1:32.344	1:32.565	0.221
4	81	36.376	3	2	26.302	4	46	29.744	4	44	Baumgartner Holger		1:32.567	1:32.849	0.282
5	4	36.518	5	34	26.432	5	11	29.844	5	4	Angermayr Eike		1:33.143	1:33.944	0.801
6	3	36.571	6	46	26.648	6	55	29.851	6	3	Rotteveel Jack		1:33.418	1:32.867	
7	56	37.368	7	4	26.764	7	4	29.861	7	55	Krabec Jan		1:33.532	1:33.644	0.112
8	55	37.486	8	3	26.880	8	3	29.967	8	46	BAU BOB		1:34.316	1:34.328	0.012
9	46	37.924	9	56	27.199	9	44	29.993	9	56	Miniberger Tomas		1:34.886	1:35.643	0.757
10	11	38.092	10	11	27.693	10	56	30.319	10	11	Schmidt Uwe		1:35.629	1:35.803	0.174

C.O.C. Fabrizio Fondacci ..... Steward .....

AdriaRaceWay (ITA) 16-18/09/2016

LSTiming

Apex Timing



**LST**iming  
 live timing & results  
[www.youcrono.com](http://www.youcrono.com)

# X-BOW ELITE-GT4

## BATTLE SPRINT 1 Qualifying 2 (QP) Analysis

For information purposes. No official / regulatory value

Laps Sector 1 Sector 2 Sector 3 Lap Time

### No.2 Arendt Charel

1	<b>36.182</b>	<b>26.302</b>	<b>28.967</b>	<b>1:31.451</b>
2	38.185	32.526	36.419	1:47.130
3	42.490	33.527	34.153	1:50.170
4 IN	37.124	26.940	31.211	1:35.275

### No.3 Rotteveel Jack

1	<b>36.633</b>			<b>1:32.867</b>
2	<b>36.571</b>	<b>26.900</b>	<b>29.974</b>	1:33.445
3	42.823			1:39.644
4	36.787	<b>26.880</b>	<b>29.967</b>	1:33.634
5 IN	44.816	32.529	41.142	1:58.487

### No.4 Angermayr Eike

1	<b>36.518</b>	<b>26.863</b>	<b>30.822</b>	<b>1:34.203</b>
2	44.134	29.382	<b>30.466</b>	1:43.982
3	36.633	27.450	<b>29.861</b>	<b>1:33.944</b>
4	37.706	<b>26.764</b>	31.216	1:35.686
5	38.132	27.636	30.835	1:36.603

### No.11 Schmidt Uwe

1	<b>38.183</b>	<b>27.776</b>	<b>29.844</b>	<b>1:35.803</b>
2	<b>38.092</b>	28.680	32.244	1:39.016
3	38.448	28.172	30.712	1:37.332
4	39.290	<b>27.693</b>	30.328	1:37.311
5	39.197	28.428	30.967	1:38.592
6 IN	41.097	29.410	37.239	1:47.746

### No.34 Loimayr Christian

1	<b>36.269</b>	<b>26.432</b>	<b>29.864</b>	<b>1:32.565</b>
2	36.960	27.000	31.689	1:35.649
3	37.173	26.751	<b>29.792</b>	1:33.716
4	37.014	26.727	<b>29.643</b>	1:33.384
5 IN	39.398	28.419	32.151	1:39.968

### No.44 Baumgartner Holger

1	<b>37.174</b>	<b>26.709</b>	<b>29.999</b>	<b>1:33.882</b>
2	<b>36.272</b>	<b>26.302</b>	30.275	<b>1:32.849</b>
3	37.342	28.313	<b>29.993</b>	1:35.648
4	40.271	28.343	30.345	1:38.959
5 IN	39.217	30.751	34.086	1:44.054

### No.46 BAU BOB

1	<b>38.057</b>	<b>26.648</b>	<b>34.382</b>	<b>1:39.087</b>
2	38.875	27.073	<b>29.937</b>	<b>1:35.885</b>
3	<b>37.924</b>	26.660	<b>29.744</b>	<b>1:34.328</b>
4	38.090	26.989	30.018	1:35.097
5	38.697	26.719	30.297	1:35.713

### No.55 Krabec Jan

1	<b>37.486</b>	<b>26.709</b>	<b>29.851</b>	<b>1:34.046</b>
2	37.489	<b>26.195</b>	29.960	<b>1:33.644</b>
3	38.356	28.600	30.416	1:37.372
4	39.478	27.615	46.443	1:53.536

### No.56 Miniberger Tomas

1	<b>37.792</b>	<b>28.098</b>	<b>1:12.689</b>	<b>2:18.579</b>
2	41.401	28.197	<b>30.319</b>	<b>1:39.917</b>
3	<b>37.368</b>	<b>27.199</b>	31.076	<b>1:35.643</b>
4	39.385	29.680	31.937	1:41.002

### No.81 Faas Steffen

1	<b>36.502</b>	<b>27.964</b>	<b>32.139</b>	<b>1:36.605</b>
2	<b>36.376</b>	<b>26.240</b>	<b>29.403</b>	<b>1:32.019</b>
3	36.557	26.358	33.493	1:36.408
4	37.042	26.869	29.817	1:33.728
5 IN	43.619	30.709	37.030	1:51.358

C.O.C. Fabrizio Fontana ..... Steward .....

AdriaRaceWay (ITA) 16-18/09/2016

LSTiming

Apex Timing

